

HOTEL V HORÁCH

Pohledy M1:200

Půdorys 1.PP M1:200

Půdorys 1.NP M1:200

Půdorys 2-4.NP M1:200

Půdorys 5.NP M1:200

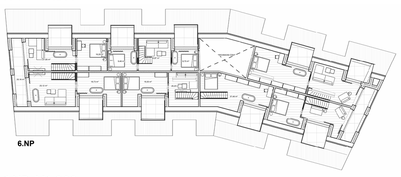

Půdorys 6.NP M1:200

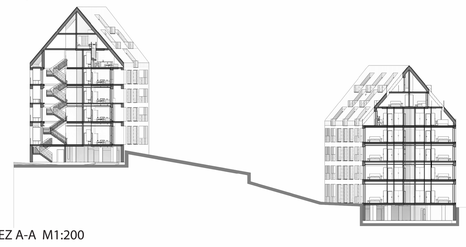

ŘEZ A-A M1:200

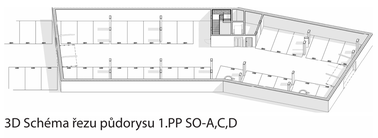

3D Schéma řezu půdorysu 1.PP SO-A,C,D

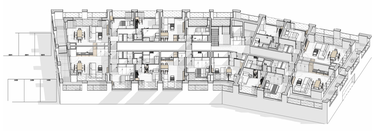

3D Schéma řezu půdorysu 1.NP SO-A,C,D

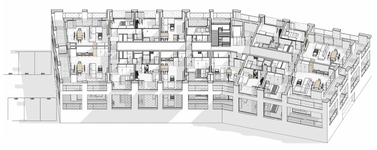

3D Schéma řezu půdorysu 2-4.NP SO-A,C,D

3D Schéma řezu půdorysu 5.NP SO-A,C,D

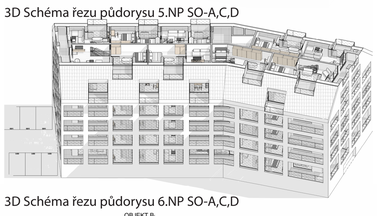

3D Schéma řezu půdorysu 6.NP SO-A,C,D

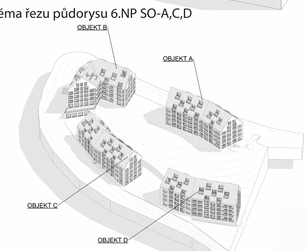

3D Schéma umístění objektů

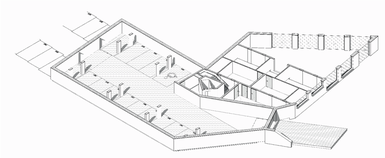

3D Schéma řezu půdorysu 1.PP SO-B

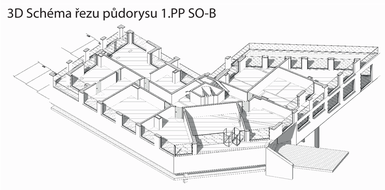

3D Schéma řezu půdorysu 1.NP SO-B

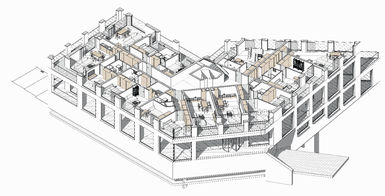

3D Schéma řezu půdorysu 2-4.NP SO-B

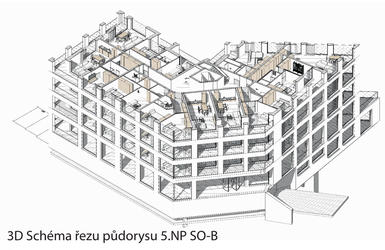

3D Schéma řezu půdorysu 5.NP SO-B

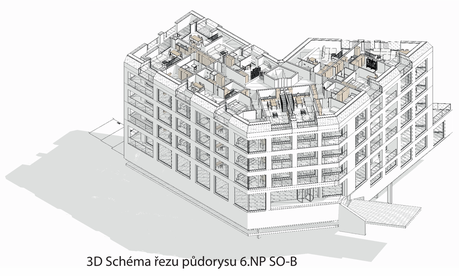

3D Schéma řezu půdorysu 6.NP SO-B

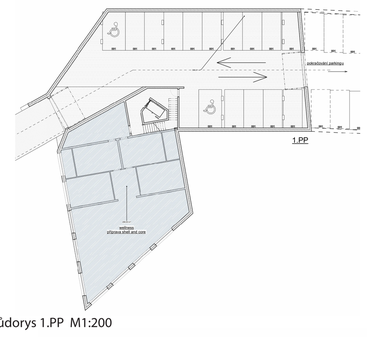

Půdorys 1.PP M1:200

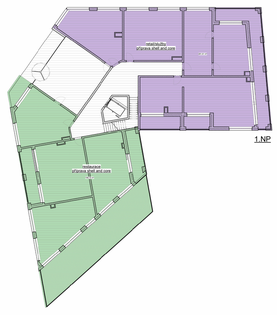

Půdorys 1.NP M1:200

Půdorys 2-4.NP M1:200

Půdorys 5.NP M1:200

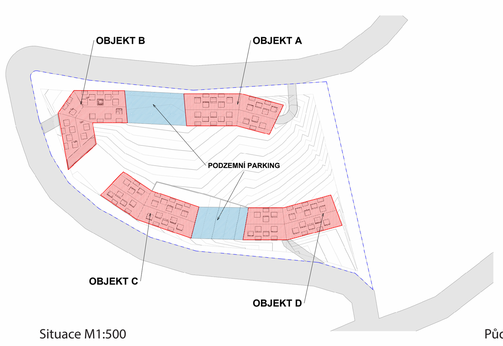

Situace M1:500

Půdorys 6.NP M1:200